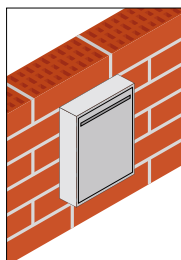


PRODUCT DATASHEET

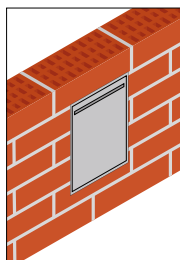
E1 Internal Multiple Letterboxes

This internal multiple letterbox can be manufactured in banks of 3, 4, 5, 6. They can be assembled in the factory into a larger modules to accommodate your requirements e.g. 3 x 5, or 4 x 4, 3x10 etc. for ease of installation on site.

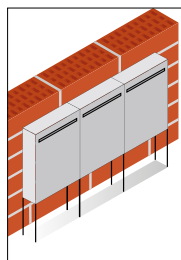
These letterboxes can be manufactured either in wall mounted, recess mounted or free standing version. For recess mounting this mailbox comes with wall trim in the same colour as the letterbox



Wall Mounted
Internal



Recess Mounted
Internal



Free Standing
Internal

Material: High quality fully galvanised steel 06mm - 1mm

Coating: Long lasting powder coating applied through thermosetting process.

Security:

- ✓ Euro-Locks secure cylinder cam lock
- ✓ 2 keys per letterbox
- ✓ Additional keys available on request
- ✓ Master keys available on request
- ✓ Combination lock version available on request

Numbering options:

- ✓ Fitted with card holders only
- ✓ Fitted with card holders with engraved steel number plates
- ✓ No card holders with numbering painted on the door
- ✓ Fitted with card holder and numbering painted on the door

Colours available:

- ✓ Light grey- RAL 7040
- ✓ Dark grey- RAL 7015
- ✓ Graphite- RAL 7016
- ✓ White - RAL 9016
- ✓ Black- RAL 9005
- ✓ Brown- RAL 1015
- ✓ Beige- RAL 1015
- ✓ Silver 9006
- ✓ Silver 9007
- ✓ Mix & match option available.
- ✓ Non-standard colours available on request

After sales service:

- ✓ 2 years warranty
- ✓ Replacement parts available (doors, letter flaps, etc) with and after purchase
- ✓ Replacement locks and keys available with and after purchase

Standard and compliance:

- ✓ Letterbox made in Europe by a manufacturer certified with ISO 9001 standard
- ✓ European regulation EN13724 compliant
- ✓ Correspondence format: A4 / C4

| | Bank of 3 | Bank of 4 | Bank of 5 | Bank of 6 |
|-------------------|-----------|-----------|-----------|-----------|
| Height (mm): | 389 | 511 | 633 | 755 |
| Width (mm): | 373 | 373 | 373 | 373 |
| Depth (mm): | 270 | 270 | 270 | 270 |
| Letter slot (mm): | 342 x 30 | 342 x 30 | 342 x 30 | 342 x 30 |

Letterboxes can be configured and assembled in larger sets limited only by logistic/shipping constrains. Please allow a 2% tolerance on the above dimensions for large banks of letterboxes